






Name _____

Color the first animal in each row.

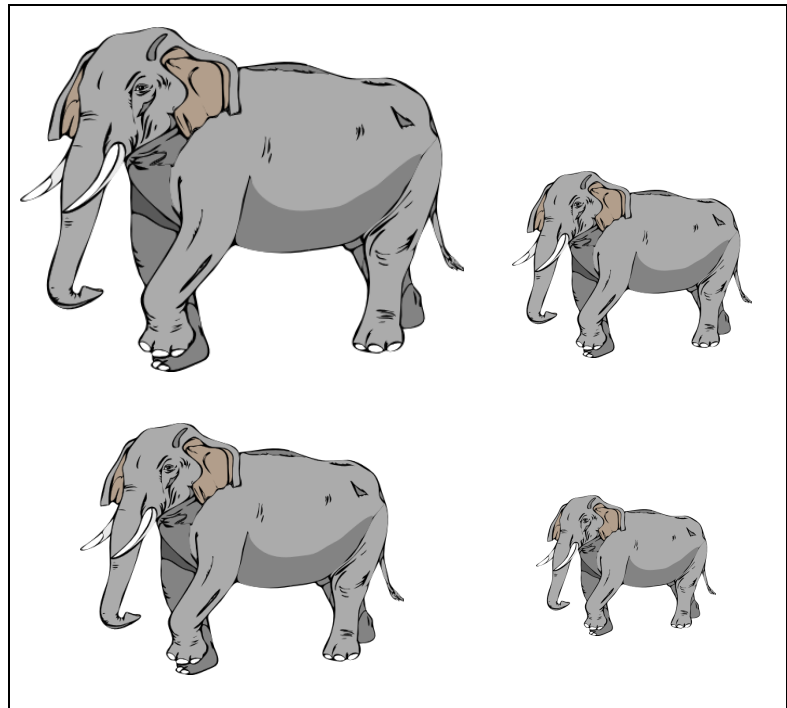



Find and color the matching animal in each row.






Name _____


























Circle the **biggest** animal in each square.
Mark an X over the **smallest** animal in each square.





Name _____

Make an X over the picture in each row that is different.


				
				
				
				
				



Name _____


Color the happy sun.

Make an X over the sad sun.



Color the happy moon.


Make an X over the sad moon.





Name _____

Color 4 cherries **red**. Cut the cherries out and glue the cherries **in** the basket.





Name _____

Circle the group in each box that has **MORE**.



	
	
	



Name _____



Draw the missing parts on snowman 2 and snowman 3 so they match snowman 1.






Name _____







Pretend that this is your toy shelf.
Draw pictures of your favorite toys on the shelves.





Name _____

Circle the items that are upside down in the picture. Color the picture.





Name _____

Draw a wavy line between the lines to help each hungry caterpillar get to a leaf.

